

# GIBSON GUITAR CORP. PRODUCT AND CARE GUIDE



Thank you for choosing GBME, part of the Gibson/Baldwin Family of Brands. Inside you will find information regarding the care and use of your new instrument. Additionally, we've included a sampling of some of our other instruments from the Gibson/Baldwin family. Be sure to check out our complete line of quality musical instruments at [www.gibson.com](http://www.gibson.com).

## Table of Contents

Care of Your Instrument .....	1
Tuning Your Instrument .....	1
Action Adjustment .....	2
Truss Rod Adjustment .....	3
Intonation and Saddle Adjustment for a Tune-o-matic Bridge .....	3
Restringing Your Instrument .....	6
Control Knobs and Switches .....	7
Control Layouts .....	8
Contact Us .....	11
GBME Limited 5-Year Warranty .....	12
The Gibson/Baldwin Family of Brands .....	16-34

## Care Of Your Instrument

We recommend that you always keep your instrument in a case or gig bag when transporting or storing it. This reduces the possibility of damage due to nicks and jams, or sudden changes in climate or atmosphere.

Never put your instrument in the trunk of your car or place anything on top of it.

Perspiration can damage the finish of your instrument so always wipe down your guitar with a clean soft cloth after playing or before storing. Polishing with high gloss guitar polish will prolong the life of the finish.

## Tuning Your Instrument

Many individuals have their own tuning method. We recommend standard guitar or bass tuning to A-440, using a tuning fork, electronic tuner or pitch pipe. The following chart shows standard tuning. The 1st string is the smallest diameter. Tune the two outside strings first, then tune towards the center. This equalizes the pressure on the bridge and allows rapid tuning.

Guitar						Bass			
6th	5th	4th	3rd	2nd	1st	4th	3rd	2nd	1st
E	A	D	G	B	E	E	A	D	G

## Action Adjustment

Action is the distance that a string must be depressed before it meets the fret. Action measurements are taken in 64th's of an inch, and are calculated from the top of the 12th fret to the underside of the string. GBME sets the action on all instruments at the factory for optimum playability. On occasion, lower than standard settings are desired by the player. This can be achieved by adjusting the bridge studs (*See Tune-o-matic Bridge*). Lower than standard action can often result in “buzz” or “rattle.” This is caused by the string vibrating against the fret. Buzz or rattle caused by lower than standard action is not considered a defect of the instrument.

Action at the 12th fret		
	Treble Side	Bass Side
Electric Guitars	4/64	6/64
Acoustic Guitars	5/64	7/64
Bass Guitars	5/64	7/64

For action at the first fret, all instruments are set at the same height. Treble strings are cut to 1/64" and the action progresses up to 2/64" on the bass strings. Be sure that the truss rod is properly adjusted before setting action.

## Truss Rod Adjustment

All guitar necks are subject to great stress as a result of string tension, humidity or changes in climate. Occasionally the neck may need adjustment. The truss rod is adjustable at the headstock on electric models and through the soundhole of acoustic models, using an allen wrench or an adjustment wrench.

*NOTE: This adjustment should be performed periodically and only by qualified repair personnel. Over-adjustment can result in damage to the instrument and will not be covered under warranty.*

## Intonation and Saddle Adjustment for a Tune-o-matic Bridge

The Tune-o-matic bridge comes to you pre-adjusted, but several adjustment options are available:

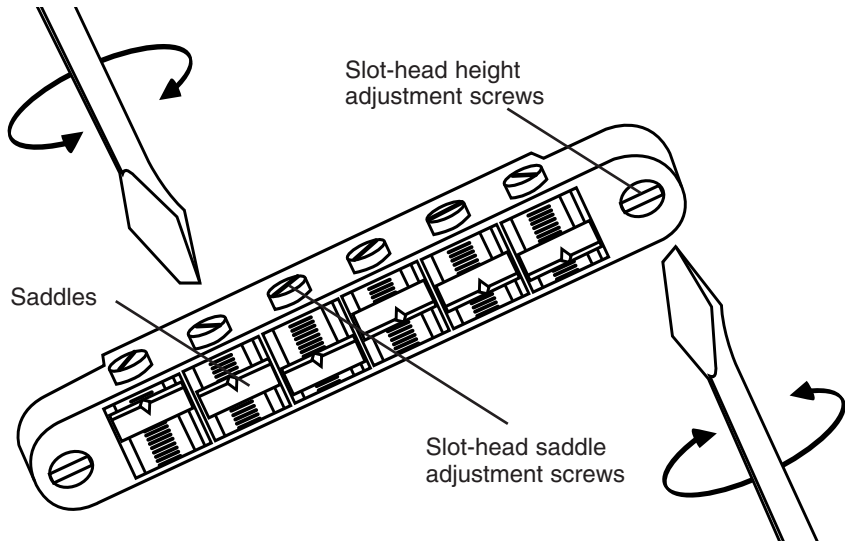
**1. String Height or Action\*** The height of the bridge can be adjusted by turning the two slot-head screws on either side of the Tune-o-matic bridge; clockwise to lower, counter-clockwise to raise.

**2. Adjusting The Intonation\*** Intonation adjustment is usually only necessary when different gauge strings are used (it can also be affected by the angle of a tremolo unit). The saddle positions are adjusted by the individual slot-head screws located on the front of the bridge, sliding the saddles forward or backward. To check the intonation: Use an electronic tuner and tune the guitar to a standard pitch. Play the harmonic at the 12th fret, and compare it to the fretted note at the 12th fret. These notes should read the same on the tuner.

If the 12th fret harmonic pitch is lower than the fretted note, slide the saddle back (toward the tailpiece). If the 12th fret harmonic pitch is higher than the fretted note slide the saddle forward (toward the neck).

*\* Adjusting the intonation and string height will affect the playability of your guitar. If you are unsure of any of the above operations please take your guitar to an experienced guitar technician or contact GBME.*

## The Tune-o-matic Bridge



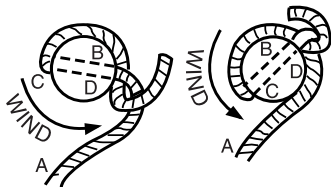

## Restranging your Instrument

As simple as it may sound, proper string installation is critical to the playability of your instrument. An incorrectly installed string can slip and cause the instrument to go out of tune.

**1. At the Bridge** The lower end of an acoustic instrument is strung as shown on the left of the page. Different instruments are strung according to the bridge and string type. The bridge end is always strung *before* the string posts at the headstock.

**2. At the Headstock** To fasten a string on the post and prevent slipping, bring the string up the center of the instrument to the post desired. Put string (A) through the hole or slot in the post at (B) to (C); around the upper side of the post (D), and under the string (A) at (B), back again around the string post (D). Now when you wind the string it will lock itself against the post.

**NOTE:** Notch should face the headstock





## Control Knobs and Switches

Your GBME electric guitar is capable of producing a variety of sounds by manipulating the controls.


**Volume Controls** The volume knobs, on all models, control the amount of volume each pickup is putting out. Turning the control clockwise produces more volume. Turning the control counter-clockwise produces less volume.

**Tone Controls** The tone controls on all models are “Treble Cut” controls. This means that as you turn the knob counter-clockwise you reduce the treble output of that pickup and produce a darker tone. Turning the control fully clockwise will produce the brightest sound. This means that the pickup’s full range of harmonic frequencies is being passed on to your amplifier.

**Selector Switch** The selector switch permits you to turn pickups on and off. On most guitars with two pickups, the middle position turns both pickups on. When the switch is “up” only the neck or “rhythm” pickup is turned on. When the switch is “down” only the bridge or “treble” pickup is turned on.

## Control Layouts

(one pickup, one volume, one tone)



Open-coil humbucking pickup

Master volume

Master tone

## Control Layouts

(two pickups, one volume, one tone and pickup selector)



Neck pickup (rhythm)

Bridge pickup (treble)

Volume control

Pickup selector switch  
Up-rhythm Middle-both Down-treble

Tone control

## Control Layouts

(two pickups, two volume, two tone and pickup selector)



Pickup selector switch  
Up-rhythm Middle-both Down-treble

Neck pickup (rhythm)

Bridge pickup (treble)

Bridge pickup volume (treble)

Neck pickup volume (rhythm)

Bridge pickup tone (treble)

Neck pickup tone (rhythm)

## Thank you for choosing GBME — Part of the Gibson/Baldwin Family of Brands

As you can see, we've put a lot into every GBME instrument so that you can get a lot out of it — night after night... day after day... year after year. Thank you again for choosing GBME!

*To register your new GBME instrument, visit our website at:*

<http://GBMEwarranty.gibson.com>

*For further information, write us at:*

**Warranty Dept.**

**Gibson Baldwin Music Education**

**309 Plus Park Boulevard**

**Nashville, TN 37217**

*For consumer or dealer service, call us at:*

**1-800-4GIBSON**

**Returns:** *All returns must have a Return Authorization Number issued by Customer Service before shipment. If for any reason the instrument needs to be returned, please include this Owners Manual.*

**Shipment Damage:** *If instrument arrives damaged, please keep shipping carton intact and contact the freight carrier for inspection.*

## GBME Limited 5-Year Warranty

This new GBME instrument is warranted to be free from defects in materials and workmanship for 5 years from date of original retail purchase, subject to the limitations contained in this warranty.

If at any time this GBME instrument malfunctions as a result of faulty materials or workmanship, GBME will repair the defect(s) or replace the instrument, as it deems appropriate at its sole discretion. GBME reserves the right to use materials regularly utilized at the time of repair in the event that original materials are no longer available. If replacement of your instrument is deemed appropriate by our staff, GBME will replace the instrument with one of the same or most similar style of a value not in excess of the original purchase price of your instrument.

In the unlikely event that your instrument is destroyed, lost or damaged beyond repair, while in the possession of GBME for repair, GBME will replace that instrument with one of the same or most similar style of a value not in excess of the original purchase price of your instrument. Any insurance covering the instrument, including but not limited to collector's value insurance, must be carried by owner at owner's expense.

THIS WARRANTY IS EXTENDED TO THE ORIGINAL RETAIL PURCHASER ONLY AND MAY NOT BE TRANSFERRED OR ASSIGNED TO SUBSEQUENT OWNERS. IN ORDER TO VALIDATE YOUR WARRANTY, AND AS A CONDITION PRECEDENT TO WARRANTY COVERAGE HEREUNDER, YOU MUST RETURN YOUR WARRANTY REGISTRATION CARD OR REGISTER ON-LINE WITHIN FIFTEEN (15) DAYS FOLLOWING THE ORIGINAL DATE OF PURCHASE. YOUR PROOF OF PURCHASE OR SALES RECEIPT MUST ACCOMPANY ALL REQUESTS FOR WARRANTY COVERAGE.

## This Warranty Is Subject To The Following Limitations

### THIS WARRANTY DOES NOT COVER:

1. Any instrument that has been altered or modified in any way or upon which the serial number has been tampered with or altered.
2. Any instrument whose warranty card has been altered or upon which false information has been given.
3. Any instrument that has been damaged due to misuse, negligence, accident, or improper operation.
4. The subjective issue of tonal characteristics.
5. Shipping damages of any kind.
6. Any instrument that has been subjected to extremes of humidity or temperature.
7. Normal wear and tear (e.g., worn frets, worn machine heads, worn plating, string replacement, scratched pickguard, or damages to or discoloration of the instrument finish for any reason).
8. Any instrument that has been purchased from an unauthorized retailer, or upon which unauthorized repair or service has been performed.
9. Any factory-installed electronics after a period of one (1) year following the original date of purchase.

GBME MAKES NO OTHER EXPRESS WARRANTY OF ANY KIND WHATSOEVER. ALL IMPLIED WARRANTIES, INCLUDING WARRANTIES OF MERCHANTABILITY AND FITNESS FOR A PARTICULAR PURPOSE, EXCEEDING THE SPECIFIC PROVISIONS OF THIS WARRANTY ARE HEREBY DISCLAIMED AND EXCLUDED FROM THIS WARRANTY. SOME STATES AND/OR COUNTRIES DO NOT ALLOW THE EXCLUSION OR LIMITATION OF IMPLIED WARRANTIES SO THAT THE ABOVE MAY NOT APPLY TO YOU.

GBME SHALL NOT BE LIABLE FOR ANY SPECIAL, INDIRECT CONSEQUENTIAL, INCIDENTAL OR OTHER SIMILAR DAMAGES SUFFERED BY THE PURCHASER OR ANY THIRD PARTY, INCLUDING, WITHOUT LIMITATION, DAMAGES FOR LOSS OF PROFITS OR BUSINESS OR DAMAGES RESULTING FROM USE OR PERFORMANCE OF THE INSTRUMENT, WHETHER IN CONTRACT OR IN TORT, EVEN IF GBME OR ITS AUTHORIZED REPRESENTATIVE HAS BEEN ADVISED OF THE POSSIBILITY OF SUCH DAMAGES, AND GBME SHALL NOT BE LIABLE FOR ANY EXPENSES, CLAIMS, OR SUITS ARISING OUT OF OR RELATING TO ANY OF THE FOREGOING.

### How To Obtain Warranty Service

In the event of malfunction of your GBME instrument, you should call Gibson Guitar Corp. for a Return Authorization Number. The owner must ship the instrument, freight and insurance prepaid, to: Gibson Guitar Corp., 318 Broadway, 2nd Floor, Nashville, TN 37201 USA.


No instrument may be returned to Gibson without such prior Return Authorization. Only Gibson may perform warranty service and any service performed by unauthorized persons will void this warranty. Gibson disclaims liability for defects or damage caused by services performed by unauthorized persons or non-warranty service not performed by Gibson.



When sending your instrument to Gibson, you must include a complete written description of the malfunction of the instrument. If non-warranty work is required or recommended by Gibson, a quotation will be issued and must be approved by you before any non-warranty work is commenced. You should consider quotations obtained for non-warranty work immediately and advise Gibson of your wishes. You are not required to purchase non-warranty work in order to obtain service on materials covered by this warranty. Following its inspection of an instrument upon its arrival, Gibson will advise you of the approximate date of completion. The repaired instrument will be returned to you, freight collect insured.

No representative or other person is authorized to assume for Gibson any liability except as stated in this warranty. This warranty gives you specific rights which vary from state to state.

The very first Gibson instruments, made in 1894, introduced the revolutionary concept of the archtop guitar, and innovation has been a Gibson tradition ever since. Gibson is the only company with industry-standard models in every major fretted instrument style, including electric guitars (solidbody, semi-hollow and hollowbody), acoustic guitars, banjos, mandolins and resonator guitars. The history of Gibson is a history of popular music, from the seminal jazz of Charlie Christian, to the classic rock of Chuck Berry and the modern rock of Jimmy Page, and on into the future with the world's first digital guitar. Gibson's Les Paul guitar, recognized the world over as an icon for rock and roll music, is just one of many famous models. Check out these Gibsons and experience a piece of our musical culture at [www.gibson.com](http://www.gibson.com).



*Les Paul Standard*



*Les Paul Standard*



*SG Standard*



*X-plorer*



*Thunderbird IV Bass*



*ES-335*



*SJ-200*




*J-45*



*Hummingbird*

# Epiphone®

Epiphone has a rich history of instrument making that began in Greece in 1873 and blossomed in New York at the beginning of the 20th century. “Epi,” as the company is known to guitarists, was the leading maker of Jazz Age banjos in the 1920s and was Gibson’s fiercest rival when the guitar rose in popularity in the 1930s. Since joining the Gibson family in 1957, Epiphone has maintained its own identity and appeal while earning a reputation for the best combination of quality and value. Today Epiphone offers the widest range of styles and models of any guitar maker, from the classic John Lennon Casino to the brash FlameKat, from vintage-vibe MasterBilt acoustics to affordable versions of famous Gibsons. Here’s a sampling of fine guitars made by Epiphone. Be sure to experience them in person at your nearest Epiphone dealer or online at [www.epiphone.com](http://www.epiphone.com).



*Les Paul Standard*



*Zakk Wylde  
Les Paul Custom*



*'67 Flying V*



*AlleyKat*



*Casino*



*Broadway*



*AJ-200SCE*



*EL-00*



*PR-5E*



# Baldwin®

Baldwin has been “America’s Favorite Piano” since 1862, when former music teacher D.H. Baldwin opened his music store in Cincinnati, Ohio. At the turn of the twentieth century, Baldwin pianos won international awards, and by the end of the century Baldwin was the largest American piano maker. Baldwin joined Gibson Guitar Corp. in 2001 and is now headquartered in Nashville. The Baldwin family of brands includes Hamilton, Wurlitzer, Chickering and D.H. Baldwin. Visit Baldwin’s website at [www.baldwinpiano.com](http://www.baldwinpiano.com).



*Hamilton H310*






*Baldwin SF10 Artist Grand*



*Wurlitzer C153 Grand*

Tobias has refined every facet of bass design to make each bass feel like a personalized instrument. The neck profile is asymmetrical like the shape of the hand that plays it, and the ergonomic body is designed to fit a player's body. An array of tone woods lets every player fine-tune tonal nuances, and the beveled body also provides a beautiful aesthetic presentation for the exotic woods. Pickups and electronics systems are custom-designed exclusively for Tobias basses, providing not only true bass tone but also complete control over the tone. A member of the Gibson family since 1989, Tobias today offers a full range of choices for bassists, from the exquisite beauty of the Signature and Classic to the "essential" features of the Basic to the workhorse designs of the Killer B and Growler.



*Classic*



*Signature*



*Classic*



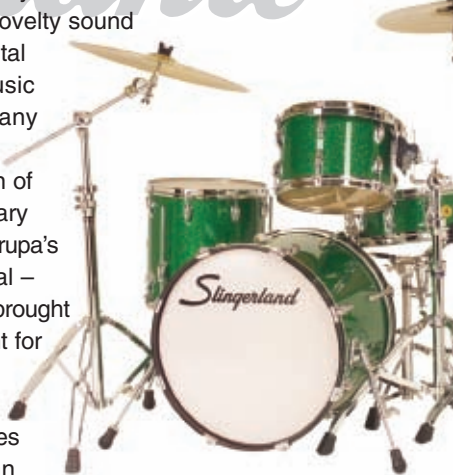
*Basic*



*Killer B*

# Slingerland®

Slingerland drums have shaped the very identity of drums and drummers – leading the evolution from novelty sound effects to the modern drum kit, from ornamental percussionists to star soloists. Founded by music teacher H.H. Slingerland in 1912, the company first offered drums in 1928. Slingerland rose to the top of the drum world with the introduction of the Radio King snare and the debut of legendary drummer Gene Krupa as a Slingerland artist. Krupa's flamboyant style – personal as well as musical – symbolized a new breed of drummers, and he brought the drummer and the drum kit into the spotlight for the first time. Slingerland's rich legacy was almost lost in the 1990s, but Gibson rescued the company in 1994. Today, Slingerland carries on the famous tradition of the greatest American drum maker.



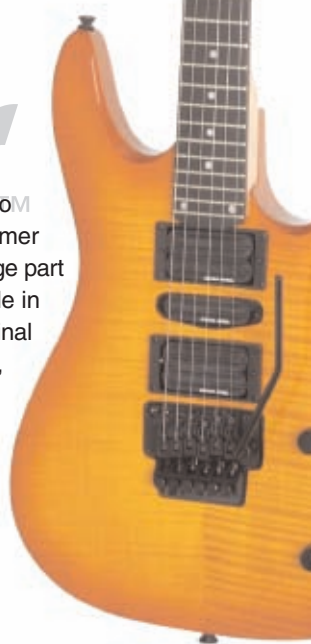
*Modern Jazz in  
Green Glitter Finish*



*New Standard in  
Black Pearl Finish*

# Kramer

There are lots of rock and roll guitars, but when it comes to the reckless, screaming, dive-bomb sounds of hard rock, Kramer is the origin – the source. Through the 1980s, thanks in a large part to Edward Van Halen, no guitar played a more important role in the advancement of hard rock music than Kramer. The original Kramer company, founded in 1975 in Neptune, New Jersey, had a short but stellar run, ending in bankruptcy in 1989. Attempts to restart the company failed until 1997, when Kramer joined the Gibson family. Highlighted by traditional Kramer favorites such as the Striker and Pacer, along with reissues of such classics as Van Halen's 1984 world tour guitar and the New Jersey Star, today's Kramer collection rocks harder than ever.



*Striker Series*



*Striker Series*



*Pacer Series*

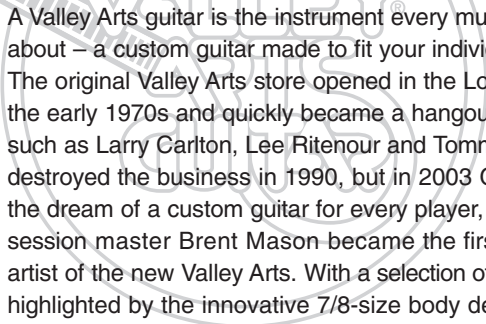


*US Collection*



*US Collection*





A Valley Arts guitar is the instrument every musician dreams about – a custom guitar made to fit your individual preferences. The original Valley Arts store opened in the Los Angeles area in the early 1970s and quickly became a hangout for pro guitarists such as Larry Carlton, Lee Ritenour and Tommy Tedesco. A fire destroyed the business in 1990, but in 2003 Gibson revived the dream of a custom guitar for every player, and Nashville session master Brent Mason became the first signature artist of the new Valley Arts. With a selection of body styles highlighted by the innovative 7/8-size body developed in the L.A. era, plus pickup options, hardware options and a full array of finishes, today's Valley Arts offers every guitarist the custom specs, quality design and personal attention that the top pros get.



*T-Series*



*Brent Mason Signature*



*T-Series*



*T-series Bent Top*



*Custom Pro*

**GBME – Part of the Gibson/Baldwin Family of Brands**  
309 Plus Park Boulevard • Nashville, TN 37217 USA

